



Patterns


You can make templates for felt patches using tracing paper or a photocopier/scanner, or by downloading and printing the patterns from ShopMartingale.com/extras or MKCrochet.com/resources. For attaching felt patches, refer to page 74.



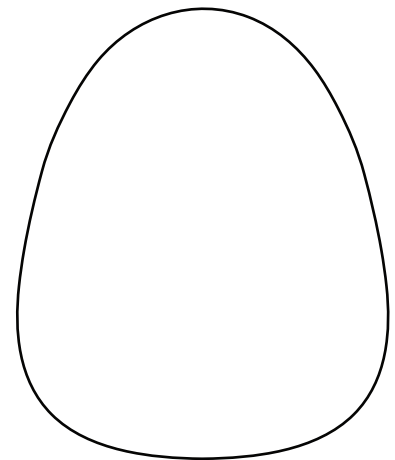
Rabbit ear




Donkey ear



Cat belly



Donkey belly



Small

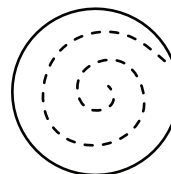
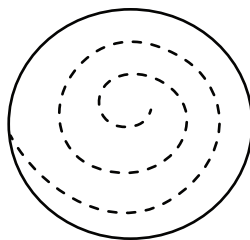


Medium




Large

Cat stripes




Pumpkin vines



Cow spots



5 mm 6 mm 7 mm 8 mm

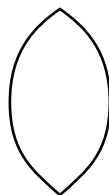


9 mm 10 mm 11 mm




12 mm


Eyes



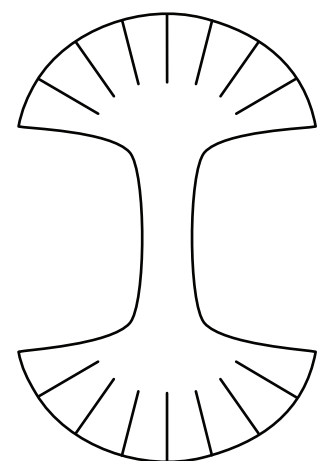
Apple leaf



Tomato stem



Corn leaf



Carrot top